



The Yarn. T

Home

Yarns

Pattern Boutique

Perth Wrap

designed by
Cari Clement



Technique used: Knit



EASY

YARN



[Naturally Caron.com Country](#)

(75% Microdenier acrylic/25% merino wool) from
Caron International:



#0019 Vicuna (A), #0020 Loden Forest (B), 6
oz/170 gr each

One pair size US 101/2 (6.5 mm) needles, or size
to obtain gauge

Cable needle (cn)

Yarn needle


NOTE: One strand A and one strand B held
together throughout.



click images to enlarge

[Printer Friendly instructions](#)

Updated 9/22/10



"Have you signed up for Caron Connections yet?"

Subscribe, and you'll hear from me, Vickie Howell, every week. Plus, you'll receive patterns, how-to videos and fabulous yarn sale alerts!

Best of all, it's FREE!

[Check out a sample issue of Connections now!](#)

Enter your e-mail address

[Subscribe Now](#)

[Close](#)

Subscribe to
see e-newsletter.

[Subscribe](#)

here to Buy

Pattern !!

Wrap Cable Pattern (9 sts + 5; 20 row repeat)

Rows 1, 5, 9, 13, 15, 17, 19 (RS): *P2, K1, P1, K4; repeat from * twice. P2, K1, P2.

All even-numbered rows: *K5, P4; repeat from * twice. K5.

Rows 3, 7, 11: *P2, K1, P2, place next 2 sts on cn and hold in front of work, K2, K2 from cn; repeat from * twice, P2, K1, P2.

Repeat Rows 1-20 for Pat II.

WRAP

Using 1 strand A and 1 strand B held tog, cast on 37 sts.

Rows 1-5: Work in Pat I for 6 rows.

Row 7 (RS) (cable set-up row): Pat I for 4 sts,*P2, K 1, P2, K2, inc 1 st in next st, K1 repeat from * twice, P2, K1 P2 , end last 4 sts Pat I--40 sts.

Row 8: Work Pat 1 on 4 sts, begin Pat II with Row 2 and work 32 sts, work Pat 1 on last 4 sts. Work until there are 10 full repeats of Pat II. Continue in Pat II, ending with Row 13, decreasing 1 st at base of each of the 3 cables--37 sts. Work 5 rows Pat 1. Bind off in Pat I.

CARON

©2010 Caron International